



CHI Energy Services Daily Report

June 7, 2017

ABC OFFICE PLAZA

123 10th Street ABC, AL 12345 (123) 456-7890

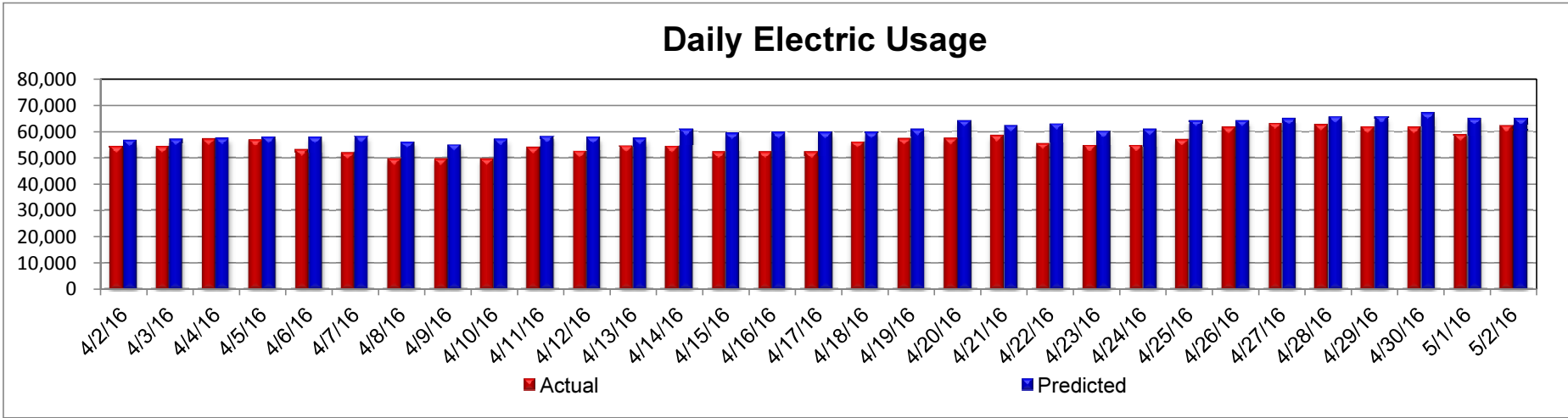
<http://www.ABC.Com>

- Past Daily Usage
- Past 30 Day Usage
- 15-Day Forecast
- Recommendations
- Contact Information

Past 30 days electric usage and savings report ending: 05/02/16

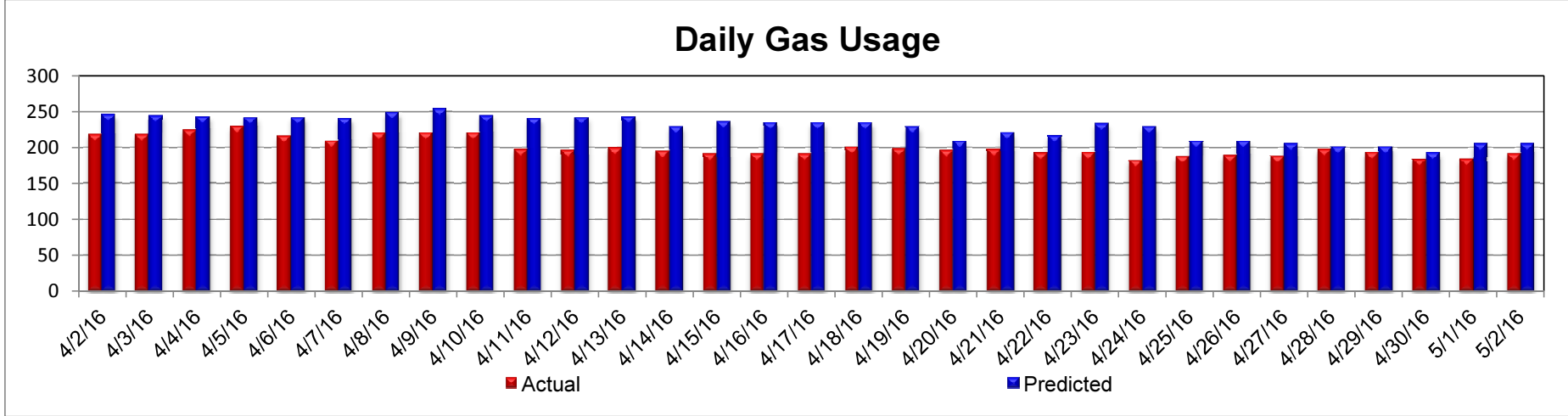
Date	04/02/16	04/03/16	04/04/16	04/05/16	04/06/16	04/07/16	04/08/16	04/09/16	04/10/16	04/11/16	04/12/16	04/13/16	04/14/16	04/15/16	04/16/16
Actual KWH	53,997	53,997	57,060	56,780	52,950	51,770	49,600	49,600	49,600	53,700	52,300	54,270	54,120	52,020	52,020
Predicted KWH	56,619	56,982	57,344	57,706	57,706	58,068	55,895	54,808	56,982	58,068	57,706	57,344	60,576	59,155	59,517
Variance	2,622	2,985	284	926	4,756	6,298	6,295	5,208	7,382	4,368	5,406	3,074	6,456	7,135	7,497
HDD	9	8	7	6	6	5	11	14	8	5	6	7	0	2	1
CDD	0	0	0	0	0	0	0	0	0	0	0	0	1	0	0
Daily Savings	\$180	\$204	\$19	\$63	\$326	\$431	\$431	\$357	\$506	\$299	\$370	\$211	\$442	\$489	\$514

Date	04/17/16	04/18/16	04/19/16	04/20/16	04/21/16	04/22/16	04/23/16	04/24/16	04/25/16	04/26/16	04/27/16	04/28/16	04/29/16	04/30/16	05/01/16	05/02/16
Actual KWH	52,020	55,960	57,260	57,290	58,410	55,350	54,470	54,540	56,920	61,330	62,950	62,400	61,430	61,300	58,640	61,950
Predicted KWH	59,517	59,517	60,576	64,059	61,969	62,666	59,879	60,576	64,059	64,059	64,755	65,452	65,452	66,845	64,755	64,755
Variance	7,497	3,557	3,316	6,769	3,559	7,316	5,409	6,036	7,139	2,729	1,805	3,052	4,022	5,545	6,115	2,805
HDD	1	1	0	0	0	0	0	0	0	0	0	0	0	0	0	0
CDD	0	0	1	6	3	4	0	1	6	6	7	8	8	10	7	7
Daily Savings	\$514	\$244	\$227	\$464	\$244	\$501	\$371	\$413	\$489	\$187	\$124	\$209	\$275	\$380	\$419	\$192



Past 30 days gas usage and savings report ending: 05/02/16

Date	04/02/16	04/03/16	04/04/16	04/05/16	04/06/16	04/07/16	04/08/16	04/09/16	04/10/16	04/11/16	04/12/16	04/13/16	04/14/16	04/15/16	04/16/16	
Actual MCF	218	218	224	229	216	209	220	220	220	197	196	199	195	191	191	
Predicted MCF	246	244	243	241	241	240	249	253	244	240	241	243	228	235	234	
Variance	28	26	19	12	25	31	29	33	24	43	45	44	33	44	43	
HDD	9	8	7	6	6	5	11	14	8	5	6	7	0	2	1	
CDD	0	0	0	0	0	0	0	0	0	0	0	0	1	0	0	
Daily Savings	\$214	\$203	\$145	\$95	\$195	\$238	\$221	\$256	\$187	\$331	\$350	\$338	\$259	\$343	\$332	
Date	04/17/16	04/18/16	04/19/16	04/20/16	04/21/16	04/22/16	04/23/16	04/24/16	04/25/16	04/26/16	04/27/16	04/28/16	04/29/16	04/30/16	05/01/16	05/02/16
Actual MCF	191	200	198	196	197	192	193	182	188	189	188	197	193	183	184	191
Predicted MCF	234	234	228	209	220	216	232	228	209	209	205	201	201	193	205	205
Variance	43	34	30	13	23	24	39	46	21	19	17	3	8	9	21	14
HDD	1	1	0	0	0	0	0	0	0	0	0	0	0	0	0	0
CDD	0	0	1	6	3	4	0	1	6	6	7	8	8	10	7	7
Daily Savings	\$332	\$262	\$236	\$97	\$182	\$190	\$305	\$360	\$163	\$150	\$129	\$27	\$60	\$72	\$159	\$105



Fifteen (15) Day Energy Use Projection

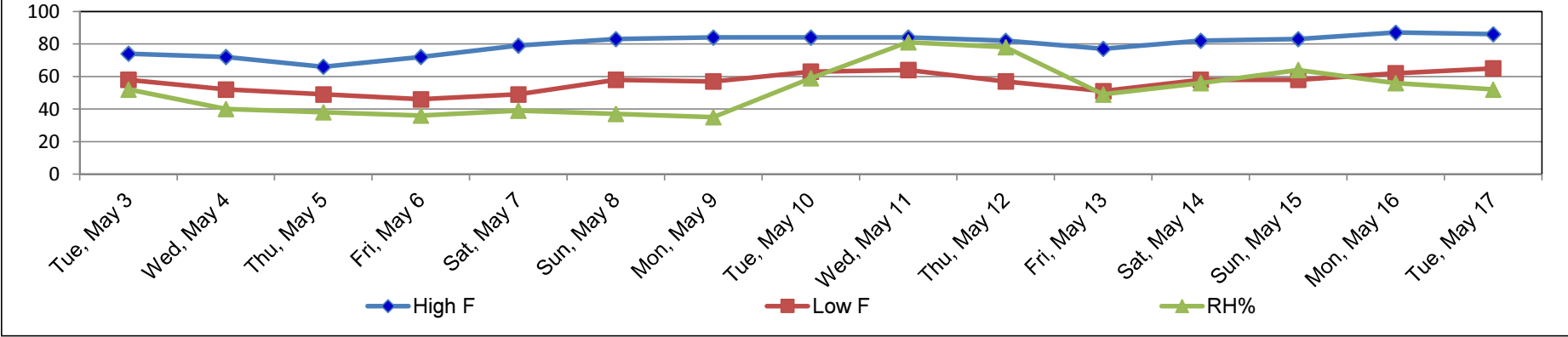
ABC, AL Weather - 15 Day Forecast

Date	Tue, May 3	Wed, May 4	Thu, May 5	Fri, May 6	Sat, May 7	Sun, May 8	Mon, May 9	Tue, May 10	Wed, May 11	Thu, May 12	Fri, May 13	Sat, May 14	Sun, May 15	Mon, May 16	Tue, May 17
High F	74	72	66	72	79	83	84	84	84	82	77	82	83	87	86
Low F	58	52	49	46	49	58	57	63	64	57	51	58	58	62	65
RH%	52	40	38	36	39	37	35	59	81	78	49	56	64	56	52

ABC, AL Weather - 15 Day Predicted Recommended Settings

Date	Tue, May 3	Wed, May 4	Thu, May 5	Fri, May 6	Sat, May 7	Sun, May 8	Mon, May 9	Tue, May 10	Wed, May 11	Thu, May 12	Fri, May 13	Sat, May 14	Sun, May 15	Mon, May 16	Tue, May 17
Chiller F	44	44	45	44	44	43	43	43	43	43	44	43	43	43	43
HW Set Point	125	125	130	130	130	125	125	120	120	125	125	125	125	120	120
Pot Savings	\$ 370	\$ 370	\$ 376	\$ 365	\$ 365	\$ 359	\$ 359	\$ 364	\$ 364	\$ 359	\$ 370	\$ 359	\$ 359	\$ 364	\$ 364

ABC, AL 15 day Weather Forecast



CHI Electric & Gas Stats

30 Day Electric KWH Summary Totals	
Actual KWH Used	1,726,004
Predicted KWH	1,873,365
KWH Variance	147,361
Variance %	7.87%
Total Monthly Savings	\$10,094
Price per KWH	\$0.0685

30 Day GAS MCF Summary Totals	
Actual MCF Used	6,205
Predicted MCF	7,048
MCF Variance	843
Variance %	11.97%
Total Monthly Savings	\$6,536
Price per MCF	\$7.75

Daily Electric and Gas savings Totals	
Daily Electric KWH Savings	\$192
Daily Gas MCF Savings	\$105
Total Daily Savings	\$297

CHI Energy Services, Inc.
Phone-256.490.0835
Cell-256.312.9185
info@CHIEnergyServices.Com
www.chienergyservices.com